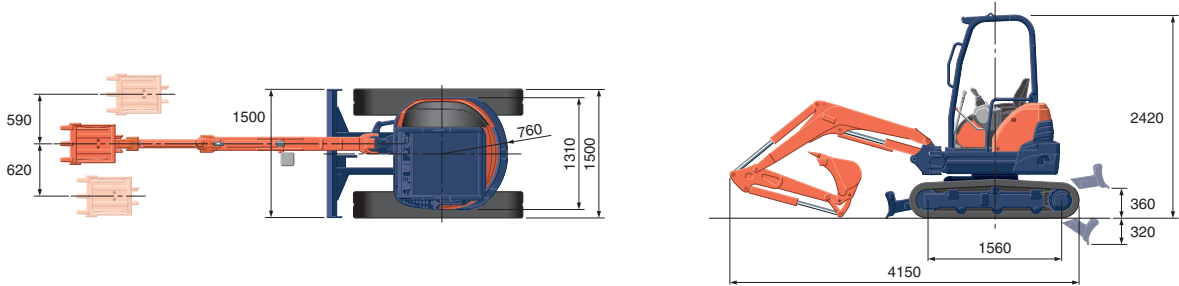


SPECIFICATIONS

Model				U25-3S	
Type of ROPS / OPG (TOP Guard, Level I)				Canopy	
Type of tracks				Rubber	
Engine	Model			Kubota D1105-E3	
	Output (SAEJ 1995 gross)		HP (kW)/rpm	20.9 (15.6) / 2400	
	Output (SAEJ 1349 net)		HP (kW)/rpm	19.8 (14.8) / 2400	
	Displacement		cc	1123	
Dimensions	Overall length		mm	4150	
	Overall height		mm	2420	
	Overall width		mm	1500	
	Min. ground clearance		mm	285	
Hydraulic system	Pump capacity		ℓ /min	28.8 Piston × 2 / 19.2 Gear × 1	
	Auxiliary hydraulic flow		ℓ /min	48	
	Max. breakout force	Bucket / Arm	kgf	2320 /1245	
Drive system	Travel speed		km/h	2.5 / 4.5	
	Max. drawbar pull		kgf	3060	
	Tumbler distance		mm	1560	
	Crawler length		mm	2000	
	Shoe width		mm	300	
	Ground contact pressure		kgf/cm ²	0.23	
	Unit swing speed		rpm	9.8	
Boom swing angle		Left / Right	degree	75 / 55	
Blade	Dimensions	Width	mm	1500	
		Height	mm	300	
	Max. lift above ground		mm	360	
	Max. drop below ground		mm	320	
Hydraulic oil (reservoir / system)			ℓ	22 / 37	
Fuel reservoir			ℓ	28	
Operating weight (Including operator's weight 75 kg.)			kgs	2545	

*Specifications are subject to change without notice for purpose of improvement.

DIMENSIONS



Unit: mm



Kubota Australia Pty Ltd
25-29 Permas Way, Truganina VIC, 3029 Australia
Freecall: 1800-334-653
Email: sales@kubota.com.au
Web Site: <http://www.kubota.com.au>

Kubota New Zealand Limited
Freecall: 0800-582-682
Email: sales@kubota.co.nz
Web Site: <http://www.kubota.co.nz>



For Earth, For Life
Kubota

KUBOTA ZERO TAIL SWING COMPACT EXCAVATOR U25 SUPER SERIES

With the maneuverability and performance you need for those hard-to-reach digging jobs.



*This information is sourced from overseas and may not necessarily apply locally. It is essential that you confirm specifications and other information with your local Kubota dealer.



The agility to get into the tightest spots and the performance to work its way out.



U25-3S

When the list of features starts with zero tail swing, includes strong bucket breakout force, and an advanced digital information panel, you know this excavator has what it takes to do the job. When larger machines won't fit, the U25-3S can get in, get the job done, and get back out again with superior speed and maximum efficiency.



Zero-Tail Swing


Tough job got you in a corner? Put a U25-3S to work on it. Zero-tail swing keeps the tail within the width of the tracks, so you can turn the house throughout its 360-degree turning radius without worrying about what is to the side or behind you. Zero-tail swing also ensures excellent balance, stability and fast operation, making the U25-3S ideal for jobs in congested urban areas.



Clean-running Kubota Engine

Complies with Tier IV!

Powerful and dependable, the U25S's diesel engine delivers superior horsepower and performance. It offers low noise and vibration levels, exceptional fuel efficiency, and complies with the EPA's 2013 Tier IV emissions regulations.



Fuel overflow prevention

The U25S's fuel system warns you when the tank is nearly full. To begin refueling, turn the ignition key to the OFF position and press any of the buttons on the digital panel. The system will begin beeping. When the tank is nearly full, the interval between the beeps will become shorter.

Digital panel

The user-friendly digital panel features one-touch button operation to view the time, hour meter and tachometer. Warning lamps with code numbers on the display will alert you in case of emergencies such as overheating, hydraulic problems or low battery. With easier access, simpler settings, easy-to-read indicators and alerts, you'll always be aware of the excavator's functioning status.



1. Fuel Level Gauge
2. Water Temperature Gauge
3. Warning Lamps (Overheating, Hydraulic, Battery)
4. LCD Display (Time, Hour, rpm)

Time
12:00 n/min
h

Hour Meter
15.8 n/min
h

Tachometer
2243' n/min
h



Strong bucket breakout force

The U25-3S offers a powerful breakout force: 2,320 kg with the dedicated bucket and quick coupler. That's more than enough to keep the U25-3S working efficiently even under the heaviest loads on the toughest excavating jobs.

Wider foot area

More legroom means more operator comfort. And that means less operator fatigue and greater job efficiency.



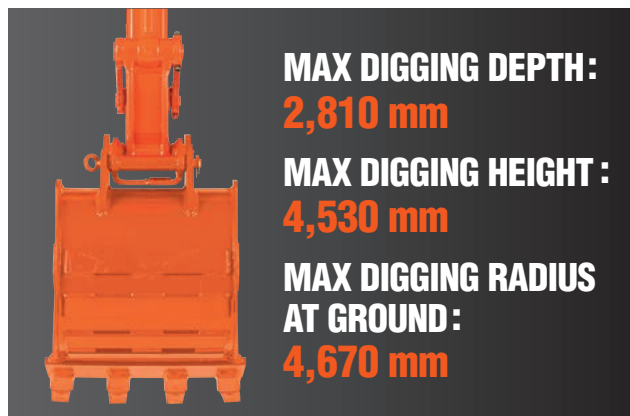
Two-pattern Selection System (TPSS)

With a quick flick of a switch, the U25-3S changes from an ISO to an SAE operating pattern or back again. No tools are needed, and you don't have to leave your seat.



Lifting capacity

Powerful and responsive, the U25-3S's front working group provides superior lifting capacity for digging, lifting, and loading. Even when working to the side, using hydraulic attachments, or lifting heavy objects, the U25-3S remains supremely stable, thanks to its innovative counter balancing technology, long tumbler distance, and Double Outer Flanged Lower Track Rollers.



Working range

The U25-3S's large bucket capacity, excellent reach and digging depth, give it the ability to perform a wide range of digging jobs with maximum efficiency and speed.

2-speed travel switch

Changing speeds while dozing is now as easy as pressing a switch on the dozer lever. This 2-speed travel switch offers enhanced control and greater comfort while freeing up space on the floor.

ROPS/OPG (TOP Guard, Level I) canopy

The U25S's ROPS/OPG (TOP Guard, Level I) canopy provides complete protection from accidental rollovers and falling objects.

The ROPS/OPG (TOP Guard, Level I) canopies meets the applicable, ISO, SAE, and OSHA standards to ensure an extra level of safety and security on the job.

Suspension seat

Equipped with arm rests, the U25-3S's deluxe seat reduces fatigue and increases productivity by providing optimum comfort for operators of all sizes.





Protected bucket cylinder hoses

Routing the bucket cylinder hoses within the arm not only provides greater protection, it also improves operator visibility, increases hose service life, and lowers repair costs.




Auxiliary hydraulic system

Designed to accommodate a variety of attachments, such as breakers and augers, the U25-3S's auxiliary hydraulic system consists of port pipes on the arm, bi-directional auxiliary hydraulic controls, and a control valve. The auxiliary hydraulic connections are located within easy reach and incorporate short hoses that are less likely to become tangled or damaged.

Front pin bushings

Pin bushings are installed at all of the pivot points along the swing bracket, boom, arm, and bucket. Pin type bushings not only last longer, they are easier to replace when necessary.



Well protected front attachment hoses

To protect the front hoses from accidental damage, they are routed through the swing bracket. A metal cover plate at the back of the boom protects the operator should hose damage occur.



Upper track roller

Permanently lubricated upper track rollers, prevent the tracks from hitting the frame while the machine is moving, reducing both noise and wear.




Maintenance

Wide-opening covers provide fast and easy access to all critical engine components. The control valves are located under the deck. Two-piece hose connections for the dozer and boom cylinders simplify hose replacement and reduce downtime.



- 1 Hydraulic oil tank
- 2 Battery
- 3 Fuel tank



- 4 Dual element air cleaner
- 5 Coolant reserve tank
- 6 Fuel filter
- 7 Water separator
- 8 Radiator
- 9 Oil cooler

Safe, controlled starts

When the safety control lever is moved upward, the console moves with it, providing more room for entry and exit. To prevent unexpected machine movement during entry or exit, the pilot and travel controls are then disabled. This is the only time that the engine will crank over.

Straight travel

The U25-3's Hydraulic Matching System ensures safer loading and off-loading by keeping the U25-3 traveling in a straight line while operating the boom.

Swivel negative brake

Whenever the engine is stopped or the safety control lever is raised, the swivel negative brake automatically locks the house in its current position, thus eliminating the need for a swivel transport lock pin.

U25-3S OPTIONS

● Buckets

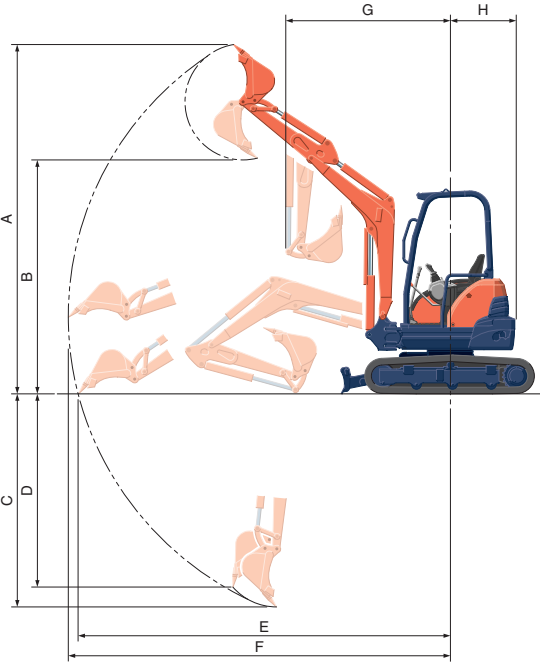
● Quick coupler



WORKING RANGE

Model				U25-3S
A	Max. digging height	mm	4530	
B	Max. dumping height	mm	3210	
C	Max. digging depth	mm	2810	
D	Max. vertical digging depth	mm	1960	
E	Max. digging radius at ground	mm	4670	
F	Max. digging radius	mm	4770	
G	Min. turning radius	W/o swing	mm	1900
		With swing	mm	1420
H	Min. tail turning radius	mm	760	

The company reserves the right to change the above specifications without notice. This brochure is for descriptive purpose only. Please contact your local Kubota dealer for warranty information. For your safety, Kubota strongly recommends the use of a Rollover Protective structure (ROPS) and seat belt almost all applications.



LIFTING CAPACITY

LIFT POINT HEIGHT (m)	LIFTING CAPACITY OVER-FRONT BLADE DOWN unit=ton			LIFTING CAPACITY OVER-FRONT BLADE UP unit=ton			LIFTING CAPACITY OVER-SIDE unit=ton		
	LIFT POINT RADIUS (m)			LIFT POINT RADIUS (m)			LIFT POINT RADIUS (m)		
	2.5	3.5	4.0	2.5	3.5	4.0	2.5	3.5	4.0
GL	2.5	-	0.38	-	0.34	-	-	0.29	-
	1.5	0.53	0.41	0.39	0.53	0.34	0.27	0.47	0.28
	0.5	0.74	0.47	0.41	0.54	0.33	0.27	0.44	0.27
GL	0	0.79	0.49	-	0.53	0.32	-	0.43	0.27

Machine with ROPS canopy and rubber crawler, without bucket

