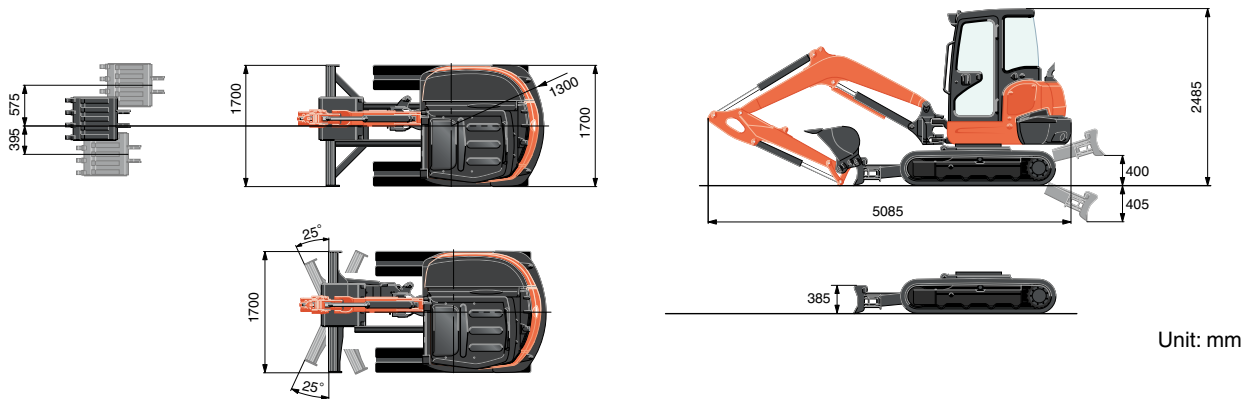


SPECIFICATIONS

Model				KX040-4		KX040-4 Angle Blade		
Type of ROPS / OPG (Top Guard Level I)*				Canopy / Cab				
Type of tracks				Rubber / Steel				
Engine	Model			Kubota D1803-CR-TE4				
	Output (SAE J1995 gross)		HP (kW) / rpm	40.4 (30.1) / 2200				
	Output (SAE J1349 net)		HP (kW) / rpm	38.9 (29.0) / 2200				
	Displacement		cc	1826				
Dimensions	Overall length		mm	5085				
	Overall height		Rubber / Steel	mm	2485 / 2485			
	Overall width		mm	1700				
	Min. ground clearance		mm	330				
Hydraulic system	Pump capacity		ℓ/min	92.4				
	Auxiliary hydraulic flow	AUX1 / AUX2	ℓ/min	65 / 37				
	Max. breakout force	Bucket / Arm	kgf	3315 / 1865				
Drive system	Travel speed		Low / High	km/h	2.9 / 5.0			
	Max. traction force		Low speed	kgf	4420			
	Tumbler distance		mm	1710				
	Crawler length		mm	2175				
	Shoe width		mm	350				
	Ground contact pressure	Rubber	Canopy/Cab	kPa	31.3 / 32.4		32.5 / 33.6	
		Steel	Canopy/Cab	kPa	32.0 / 33.1		33.2 / 34.3	
Swing system	Unit swing speed		rpm	9.2				
	Boom swing angle		Left / Right	degree	70 / 55			
Blade	Dimensions	Width		mm	1700			
		Height		mm	350		385	
	Max. lift above ground		mm	400		420		
	Max. drop below ground		mm	405		510		
	Angle		degree	-		25 / 25		
Hydraulic oil (Reservoir / System)			ℓ	42 / 74				
Fuel reservoir			ℓ	64		64		
Operating weight (Including operator's weight @ 75 kgs)		Rubber	Canopy/Cab	kg	4185 / 4325		4345 / 4485	
		Steel	Canopy/Cab	kg	4285 / 4425		4445 / 4585	

\* OPG (Top Guard Level I) in accordance with ISO10262 is equivalent in definition to FOPS (Falling Object Protective Structure).  
The company reserves the right to change the above specifications without notice. This brochure is for descriptive purposes only. Please contact your local Kubota dealer for warranty information. For your safety, Kubota strongly recommends the use of a Rollover Protective Structure (ROPS) and seat belt for almost all applications.

DIMENSIONS



**Kubota Australia Pty Ltd**  
25-29 Permas Way, Truganina VIC, 3029 Australia  
Freecall: 1800-334-653  
Email: sales@kubota.com.au  
Web Site: <http://www.kubota.com.au>

**Kubota New Zealand Limited**  
Freecall: 0800-582-682  
Email: sales@kubota.com.au  
Web Site: <http://www.kubota.co.nz>

**Kubota  
Genuine Parts**  
for maximum  
performance,  
durability and  
safety



For Earth, For Life  
Kubota

KX

KUBOTA COMPACT EXCAVATOR  
KX040-4

The superior compact excavator that combines superior strength and versatility with performance and user-friendly operation.



\*This information is sourced from overseas and may not necessarily apply locally. It is essential that you confirm specifications and other information with your local Kubota dealer.



Superior 4-tonne muscle and clean engine performance make the KX040-4 the ideal choice for the urban jungle.

# CLEAN AND POWERFUL EXCAVATOR

Kubota's CRS engine gives you the high torque you need to power through any tough task. The CRS electronically controls the timing and amount of fuel injection to lead to less engine noise and better fuel efficiency. In addition, the CRS helps reduce emissions and makes the KX040-4 EPA Tier IV-compliant.

## Common Rail System and Diesel Particulate Filter (DPF) Muffler

The Common Rail System (CRS) electronically controls the fuel injection timing and amount in stages rather than all at once for optimal combustion. The results are great efficiency, better fuel economy and less engine noise. Its combination with the Exhaust Gas Recirculation (EGR) and Diesel Particulate Filter (DPF) Muffler reduces harmful emissions to make the KX040-4 Tier IV-compliant.

## Automatic regeneration system

Kubota's original automatic regeneration system automatically burns accumulated particulate matter (soot) in the DPF muffler to keep the muffler clean for longer operation. For safety reasons, automatic regeneration can be turned off with the inhibit switch when the excavator is operating in areas that are prone to fires.



## Introducing ECO PLUS

Kubota's original ECO PLUS prioritizes fuel economy, and supports the environment.

For tough digging applications, use Standard Mode and experience a 3% productivity improvement over the prior model and use less fuel, up to 12% less.

Activate Eco Mode with the flick of a switch for up to 20% fuel saving over prior model.



Eco Mode Switch



Eco Mode Indicator

### STANDARD MODE

- Improved Productivity • Lower Fuel Consumption

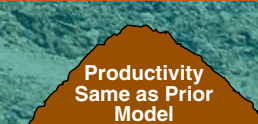
Compared to Prior Model



### ECO MODE

- Focus on Lower Fuel Consumption

Compared to Prior Model





# DELUXE INTERIOR

The KX040-4 raises the standard in 4-tonne excavator comfort with a spacious cab that rivals 5-tonne excavators. The luxurious cab features a wider entrance, greater legroom and a deluxe seat. Operability is greatly enhanced with more easy-to-use features than ever before.

## New Spacious Cab

Designed for greater comfort, the new large cab with a fully flat floor provides more legroom to minimise fatigue.

### Easy-open Front Slide Window

Unlike many excavator windows, the front glass window of the KX040-4 opens with ease. Just flip the latches on the window sides and slide it up. A gas-assist mechanism makes this action almost effortless.



## Wider Entrance

The KX040-4's larger cab provides a much wider door and more ample foot space, to make getting on and off the excavator a breeze.



## Fully Flat Floor

For added comfort, the cabin floor is completely flat for greater legroom and a more spacious feel.



### TPSS

The Two-Pattern Selection System positioned under the seat allows the operator to shift control styles conveniently while seated. A simple turn of a switch is all it takes to select between the ISO pattern and the SAE backhoe pattern.

### A. Deluxe Suspension Seat

Designed and engineered to fit better and to keep you working longer comfortably, Kubota's high-back suspension seat reduces strain and minimises operator fatigue. It reclines to accommodate your individual posture, and offers weight compensation, firm and adjustable wrist support and retractable seat belts.

### B. 2-speed Travel Switch

By placing the 2-speed travel switch on the dozer lever, dozing operations can be done faster and easier.



### C. Cup Holder

With the convenience of a bigger cup holder, you can quench your thirst and work longer without leaving the cab. Or store your cell phone. The charging port is located conveniently close by.

### D. Wrist Rest

A thoughtfully designed wrist rest enhances operation and reduces operator fatigue.

### E. Air Conditioning

The overall air circulation in the cab has been improved, thanks to a stronger cooling/heating unit and the positioning of six vents around the operator to offer better all-round comfort.





# SUPERIOR PERFORMANCE

The KX040-4 has the power and versatility to take on almost any task even in the toughest conditions. Combined with improved digging and lifting power, and smoother travel performance, it can get the job done right!

## Proportional flow control of auxiliary circuit (AUX1 and AUX2) and maximum oil flow setting

The KX040-4 is available with both standard AUX1 and AUX2 auxiliary circuits. The convenient thumb-operated switch on the lever allows easy proportional flow control of the auxiliary circuit, while a forefinger-operated on/off switch enables simple operation of special applications that require a constant oil flow. The maximum oil flow setting is conveniently adjustable from the digital panel. Up to five flow rates corresponding to specific attachments can be programmed in the memory on the digital panel for easy retrieval for the next job.



Right-hand Lever



Left-hand Lever

### Strong bucket breakout

Even when heavily loaded, the KX040-4 won't slow down, thanks to its powerful breakout force.

### Auto-shift

The auto-shift system enables automatic travel shift from high to low depending on traction effort and terrain. This gives smoother simultaneous operations when dozing and turning.

### Travel negative brake

The travel negative brake locks the tracks to prevent inadvertent movement of the machine. This keeps the excavator secure during transport or while parked on slopes.

### Auto idling system

Save fuel with Kubota's Auto Idle. When the control levers are in neutral for more than 4 seconds, the engine RPM automatically idles. Move any control lever and the engine RPM immediately returns. This innovative feature reduces noise and exhaust emissions while reducing operating costs.



## Angle Blade Models

Save time and work more efficiently. With a simple movement of the blade lever, the hydraulic angle blade can be angled to the right or left to push soil to the side as the machine moves forward, eliminating the need for repetitive repositioning at right angles when backfilling trenches.

### Angle Blade control

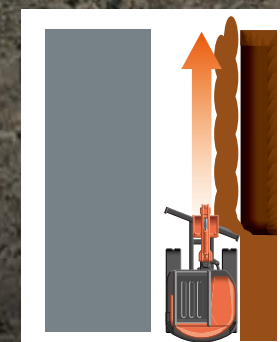
Simply operate the rocker switch on the top of the blade lever to angle the blade up to 25° left or right. Work more efficiently and save time pushing soil to the side as the machine moves forward. After backfilling, just travel backward along the covered trench with the dozer in the float position for a beautiful finish!



### Float position

You don't need to adjust the dozer height to make a clean ground surface—after backfilling, just travel backward along the covered ditch with the dozer in the float position. The float function is also standard on the straight blade making ground-finishing work fast and easy!

## What makes our Angle Blade excavator so productive? Check it out.



### With Angle Blade

Moving only in a forward direction one time, which is equivalent to a trencher backfilling its one side, the KX040-4 Angle Blade excavator backfills smoothly and efficiently.



### Without Angle Blade

Without the angle blade feature, time-consuming, repetitive repositioning at right angles to the trench is required.



## One-sided Engine Maintenance

Kubota makes it easier for you to keep the KX040-4 in tip-top condition. Full-opening rear and right side bonnets make access to the engine, control valves and various components easier for inspections and repairs.

- A. DPF Muffler
- B. Fuel Filter
- C. Water Separator
- D. Alternator
- E. Starter Motor



### Accumulator

The accumulator makes replacing attachments safer and more efficient. Turning the key to the "on" position clears residual pressure in the auxiliary hydraulic hose. If the engine is accidentally shut off while the front attachment is raised, turning the key to the "on" position allows you to safely lower it.

### Safety

Safety is designed into every detail of the KX040-4. An Engine Start Lockout System prevents the engine from starting when the safety levers are lowered. A Safety Lever Lockout System helps prevent unexpected excavator and attachment movement when entering or exiting the machine. An Auto House Parking Brake automatically locks the house in the position it was in when the engine was shut off, eliminating the need for a swing lock pin. It also makes the excavator more compact during transport and more secure when parked on an incline.

### Two-piece hose design

The two-piece hose connections for the dozer simplify hose replacement and reduce downtime.

### Protected cylinder hoses

The bucket cylinder hoses are located inside the arm. And the boom cylinder hoses are routed under the boom bottom.

### Centralized swivel bearing lubrication

Grease ports for the swivel bearing, gear teeth, and swing cylinder pin are conveniently grouped on the front of the house.

### Front pin bushings

To maximize durability, we've introduced bushings on all of the pivot points on the front attachment and connecting points on the swing bracket.


# MAINTENANCE & SAFETY

Although your Kubota excavator is state-of-the-art, its maintenance doesn't get much easier. Thanks to the full-opening rear and right side bonnets, engine, control valves and various components are accessible for easy inspection and repair.





# NEW DIGITAL PANEL




- A. Hour Meter
- B. Coolant Temperature
- C. Clock
- D. Fuel Level
- E. Engine RPM



Following the excellence of Kubota's Intelligent Control System, the new digital panel puts convenience at the operator's fingertips. Featuring easier button operation, the user-friendly digital panel is positioned to the front right corner of the operator. This operator-facing wider display greatly improves visibility. With easier access, simpler settings, easy-to-read indicators and alerts, you'll always be aware of the excavator's functioning status.

## Operation History Record

Operation history is automatically recorded on the KX040-4. You can trace back up to 90 days of the machine's usage dates by simply checking the built-in calendar.



Service Mode



Warning Mode



Operation History Record



Max. Oil Flow Setting (AUX1 and AUX2)

## Automatic regeneration mode

The automatic regeneration system automatically burns particulate matter (soot) that accumulates in the diesel particulate filter (DPF) muffler. The soot is burned when the engine is operating at sufficient engine speed for regeneration. If the engine speed is lower than the required level for regeneration, the indicator requests an increase in the engine speed to keep the accumulation level low and the DPF clean. A service call or DPF filter replacement is required when the accumulated soot reaches a level that reduces the engine speed.



# KX040-4 OPTIONS

## STANDARD EQUIPMENT

### Safety system

- Engine start safety system
- Travel motor with disc brake
- Swivel motor with disc brake
- All hydraulic control
- Travel alarm

### Working equipment

- Auxiliary hydraulic circuit 1 and 2 with relief valve
- 2 working lights on cab/canopy and 1 light on the boom
- Dozer blade with float function

### Operator's space

- ROPS/OPG (Top Guard Level I) cab and canopy
- Weight-adjustable full suspension seat
- Retractable seat belt
- Hydraulic pilot control levers with wrist rests
- Travel levers with foot pedals
- Two pattern selection system
- Digital panel
- 12V power source
- Cup holder
- Horn

### Engine/Fuel system

- CRS+DPF
- Auto regenerating system
- Eco-Plus
- Double element air filter
- Auto idling system
- Water separator with drain cock

### Undercarriage

- 350mm rubber track
- 1 x upper track roller
- 4 double-flange track rollers on each side
- 2-speed travel switch on dozer lever
- 2-speed travel with auto-shift

### Hydraulic system

- 1-pump load sensing system
- Pressure accumulator
- Hydraulic pressure checking ports
- Straight travel circuit
- Third line hydraulic return
- Auxiliary hold switch (AUX1)
- Adjustable maximum oil flow on auxiliary hydraulic circuits 1 and 2

### Others

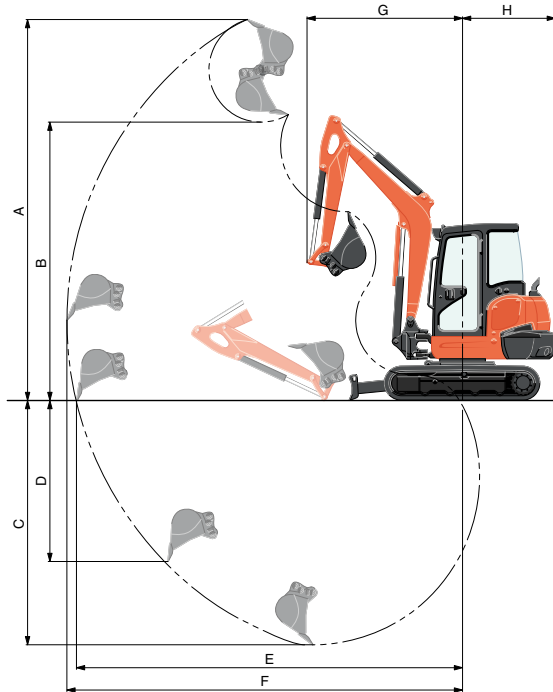
- Tool box
- Grease gun holder

## OPTIONAL EQUIPMENT

- Angle blade with float function and BOE
- Cab with A/C
- Beacon lights
- 350mm steel track

## WORKING RANGE

Model				KX040-4		
A	Max. digging height	mm		5335		
B	Max. dumping height	mm		3900		
C	Max. digging depth	mm		3420		
D	Max. vertical digging depth	mm		2255		
E	Max. digging radius, at ground level	mm		5410		
F	Max. digging radius	mm		5540		
G	Min. turning radius	W/o swing	mm	2180		
		W swing	mm	1805		
H	Min. tail turning radius	mm		1300		



## LIFTING CAPACITY

LIFT POINT HEIGHT (m)	LIFTING CAPACITY OVER-FRONT BLADE DOWN unit=kg				LIFTING CAPACITY OVER-SIDE unit=kg		
	LIFT POINT RADIUS (m)				LIFT POINT RADIUS (m)		
	3	4	MAX		3	4	MAX
GL	3	—	730	750	—	640	550
	2	950	800	760	950	620	480
	1	1260	910	780	890	600	460
	0	1430	990	810	850	580	470

Machine with cab and rubber crawler, without bucket

